
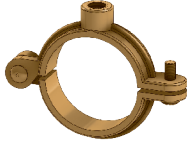


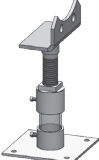






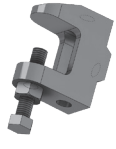




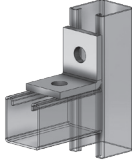
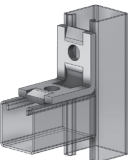
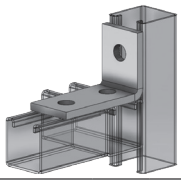

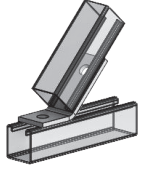



EMPIRE	ANVIL	B-LINE	ELITE	ITEM DESCRIPTION	IMAGE
11	260	B3100	4000 - 4001	Adjustable Clevis Hanger	
11G - Electro-Galvanized (1/2" - 18")					
11SS - T-304 Stainless (1/2" - 12")					
11DIP	590	B3100	4000 - 4001	Adjustable Clevis Hanger for DIP	
11DIPHDG - Hot-Dip Galv (4" - 12")					
11DIPSS - T-316 Stainless Steel(4" - 8")					
11GI	260	B3100	4000 - 4001	Galvanized Clevis Hanger (Imported)	
11GI - Electro-Galvanized (1/2" - 12")					
11HDGI	260	B3100	4000 - 4001	Hot-Dip Galvanized Clevis Hanger (Imported)	
11HDGI - Hot-Dip Galv (2" - 12")					
110	65	B3104	4200 - 4300	Clevis Hanger Light Weight	
110G - Electro-Galvanized (1/2" - 4")					
110GI	65	B3104	4200 - 4300	Galvanized Clevis Hanger Light Weight (Imported)	
110GI - Electro-Galvanized (1/2" - 4")					
110CTI	CT-65	B3104CT	4400	Clevis Hanger Light Weight for Copper Tubing (Imported)	
110CTI - Copper Gard (1/2" - 6")					
137	137	B3188	1500 - 1600	Standard U-Bolt	
137G - Electro-Galvanized (1/2" - 12")					
137SS - T-304 Stainless (1/2" - 8")					

EMPIRE	ANVIL	B-LINE	ELITE	ITEM DESCRIPTION	IMAGE
212	212	B3140	6000 - 6100	Standard Steel Pipe Clamp for Heavy Industrial and Marine Use	
212B - Plain Carbon Steel (1/2" - 12")					
231	-	-	-	Two Hole Pipe Strap	
231G - Electro-Galvanized (1/2" - 6")					
231SS - T-304 Stainless (1/2" - 4")					
231CT	-	-	-	Two Hole Pipe Strap for Copper Tubing	
231CT - Copper Gard (1/2" - 2")					
310	69	B3170	3000 - 3200	Emlock™ Swivel Hanger	
310G - Electro-Galvanized (1/2" - 3")					
310SS - T-304 Stainless (1" & 4")					
310NFPA	69	B3170NF	3000 - 3200	Emlock™ Swivel Hanger For National Fire Protection	
310NF - Electro Galv - (2-1/2" - 4" [3/8" nut] 5" - 8" [1/2" nut])					
310CTI	CT-69	B3170CT	3100	Swivel Hanger for Copper Tubing (Import)	
310CTI - Copper Gard (1/2" - 3")					
41A	128R	B3199	3700, 3710 & 3720	Hanger Flange	
41AB - Plain Malleable Iron (3/8" - 1/2")					
41AG - Electro-Galvanized (3/8" - 1/2")					
41ACT - Copper Gard (3/8")					
41ASSI - T-304 Stainless (3/8")					
41	-	B3198R	5300	Split Ring Hanger (Bolt Thread)	
41SSI - T-304 Stainless (3/8" - 4")					

EMPIRE	ANVIL	B-LINE	ELITE	ITEM DESCRIPTION	IMAGE
41H	138R	B3198H	5000	Split Ring Hanger (Hinge Design)	
41HB - Plain Malleable Iron (1/2" - 4")			-		
41HG - Electro-Galvanized (1/2" - 4")			5100		
41HCT	CT-138R	B3198HCT	5200	Split Ring Hanger (Hinge Design) for Copper Tubing	
41HCT - Copper Gard (1/4" - 3")					
428KT	-	-	-	Adjustable Pipe Saddle Support, kit	
428KTHDG- Hot-Dip Galvanized (Size 2-12)					
429KTU	-	-	-	Adjustable Pipe Saddle Support with U-Bolt, Kit	
429KTUHDG- Hot-Dip Galvanized (Size 2-12)					
431KTSF	-	-	-	Adjustable Bolt On Flange Support, Kit	
431KTSFHDG- Hot-Dip Galvanized (Size 4,6,8)					
					
50	261	B3373	6200	Riser Clamp	
50B - Plain Carbon Steel (1/2" - 12")			-		
50G - Electro-Galvanized (1/2" - 12")			6300		
50SS - T-304 Stainless (1/2" - 12")					
50CTI	CT-121	B3373CT	6400	Riser Clamp for Copper Tubing (Imported)	
50CTI - Copper Gard (1/2" - 6")					
					
53	202	B3060	-	Angle Bracket	
53G - Electro-Galvanized (3/8" - 3/4")					

EMPIRE	ANVIL	B-LINE	ELITE	ITEM DESCRIPTION	IMAGE	
 						
60	-	-	-	1/4" Beam Clamp		
60G - Electro-Galvanized (1/4")						
 						
61	93 94	B3033	BC2	Top Beam Clamp		
61B - Plain Malleable Iron (3/8" - 3/4")						
61G - Electro-Galvanized (3/8" - 5/8")						
 						
62	92	B3034	BC1	Junior Top Beam Clamp		
62B - Plain Malleable Iron (3/8" - 3/4")						
62G - Electro-Galvanized (3/8" - 7/8")						
62SS - T-304 Stainless (1/4" - 1/2")						
						
66L	66	B3083	-	Welding Beam Attachment (less nut and bolt)		
66LB - Plain Carbon Steel (3/8" - 1-1/4")						
						
81	281	-	-	Concrete Insert		
81B - Plain Carbon Steel (3/8" - 3/4")						
81G - Electro-Galvanized (3/8" - 3/4")						
8000	AS-NS	N/WO Series	NUTWOS	Strut Nut		
8000Z - Zinc Plated (3/8" - 5/8")						
8100	AS-RS	N221 - N278	NUTLS	Spring Strut Nut		
8100Z - Zinc Plated (1/4" - 3/4")						
8100SX - T-316 Stainless (1/4" - 3/8")						
8200	AS1100AS	B2001	RPC	Strut Pipe Clamp Assembled		
8200Z - Zinc Plated (3/8" - 12")						
8200SS - T-304 Stainless (1/2" - 8")						
8200SX - T-316 Stainless (3/4" - 4")						

EMPIRE	ANVIL	B-LINE	ELITE	ITEM DESCRIPTION	IMAGE
8300	AS1200CDL Series	B2025 (DCU)	CST	Strut Pipe Clamp Assembled (for Copper Tube)	
8300CT - Copper Gard (3/8" - 6")		- B2110 (DCU)			
8500	ASOO4OD - AS106P	BVT Series	STCC	Cushion Clamp (O.D. Size)	
8500Z - Zinc Plated (1/4" - 4-1/8")					
9001FF	AS619	B200 - B200-2	F13 - F18	1-5/8" Square Strut Washer	
9001FFZ - Zinc Plated (3/8" - 3/4")					
9001FFSS - T-304 Stainless (1/4" - 1/2")					
9001FFSX - T-316 Stainless (1/4" - 3/8")					
9007FF	AS888	B341	F23	Four Hole Splice Plate	
9007FFZ - Zinc Plated (1-5/8" x 7-1/4")					
9011FF	AS718	B140	F36	Three Hole Corner Plate	
9011FFZ - Zinc Plated (3-1/2" x 3-1/2")					
9014FF	AS719	B143	F37	Four Hole Corner Plate	
9014FFZ - Zinc Plated (5-3/8" x 3-1/2")					
9016FF	AS714	B133	F25	Four Hole Tee Plate	
9016FFZ - Zinc Plated (5-3/8" x 3-1/2")					
9017FF	AS712	B132	-	Five Hole Cross Plate	
9017FFZ - Zinc Plated (5-3/8" x 5-3/8")					

EMPIRE	ANVIL	B-LINE	ELITE	ITEM DESCRIPTION	IMAGE
9022CA	AS603	N230	L11	Two Hole Corner Angle	
9022CAZ - Zinc Plated (1-7/8" x 2")					
9022CASS - T-304 Stainless (1-7/8" x 2")					
9024CA	AS806	B101	-	Two hole Corner Angle with Guides	
9024CAZ - Zinc Plated (2-1/8" x 2-1/8")					
9026CA	AS605 (2-15/16" x 3-1/2")	B102	L21	Three Hole Corner Angle	
9026CAZ - Zinc Plated (2-5/16" x 3-1/2")					
9030CA	AS607	B104	L22	Four Hole Corner Angle	
9030CAZ - Zinc Plated (3-1/2" x 4-1/8")					
9045AF	AS633	B327	L47	Two Hole 45° Open Angle	
9045AFZ - Zinc Plated (2-3/8" x 2-3/8")					
9046AF	AS781	B248	-	Four Hole 45° Open Angle	
9046AFZ - Zinc Plated (3-1/2" x 3-11/16")					
9048AF	AS793	B368	-	Four Hole 45° Closed Angle	
9048AFZ - Zinc Plated (4-3/8" x 5")					
9052UF	AS616	B172	-	Four Hole Splice Clevis (1-5/8" x 1-5/8" Strut)	
9052UFZ - Zinc Plated (7-1/4" x 1-5/8")					

EMPIRE	ANVIL	B-LINE	ELITE	ITEM DESCRIPTION	IMAGE
9062ZF	AS611	B105	-	Two Hole "Z" Support (1-5/8" x 1-5/8" Strut)	
9062ZFZ - Zinc Plated					
9085BC	AS855	B314	-	Strut Beam Clamp Window Type	
9085BCZ - Zinc Plated (1-5/8" x 1-5/8" Strut)					
9086BC	AS2651-T1	B441-22	BC17	Strut U-Bolt Beam Clamp	
9086BCZ - Zinc Plated (1-5/8" x 13/16" Strut)					
9087BC	AS2651 - T2	B441-22A	BC17A	Strut U-Bolt Beam Clamp	
9087BCZ - Zinc Plated (2-7/16" x 3-1/4" Strut)					
7505RT	-	-	-	Mini Rooftop Support Block with 13/16" X 1-5/8" Strut Channel	
7505RT7200Z - Recycled Rubber Base w/ Pre-Galvanized Strut Channel					
7510RT	-	-	-	Rooftop Support Block with 13/16" X 1-5/8" Strut Channel	
7510RT7200Z - Recycled Rubber Base w/ Pre-Galvanized Strut Channel					
9089PB	AS3025	-	P9	Post Base (4" x 6")	
9089PBZ - Zinc Plated (1-5/8" x 1-5/8" Strut)					
9090PB	AS3025FL	B280FL (3-1/8" x 8")	-	Post Base Flush Mount (4" x 6")	
9090PBZ - Zinc Plated (1-5/8" x 1-5/8" Strut)					

EMPIRE	ANVIL	B-LINE	ELITE	ITEM DESCRIPTION	IMAGE
9094PB	AS3033SQ	B280SQ	-	Post Base (6"x6")	
<i>9094PBZ - Zinc Plated (1-5/8" x 1-5/8" Strut)</i>					
<i>9094PBSS - T-304 Stainless (1-5/8" x 1-5/8" Strut)</i>					
<i>9094PBSSX - T-316 Stainless (1-5/8" x 1-5/8" Strut)</i>					